

ASSEMBLING INSTRUCTION

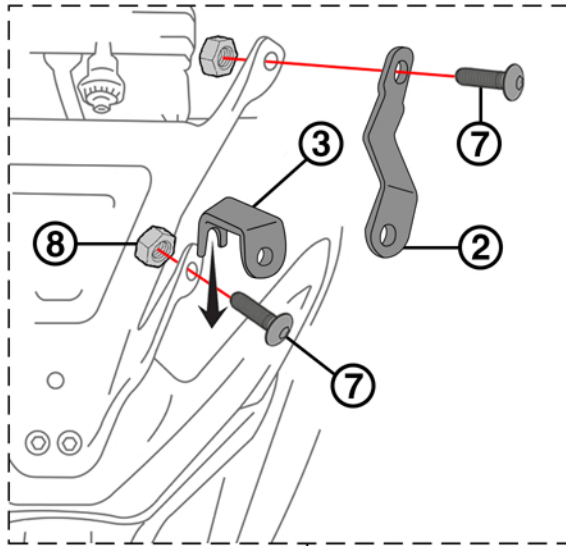
LEGEND

SCREEN AEROSPORT
TRK 702 (23), TRK 702X (23)

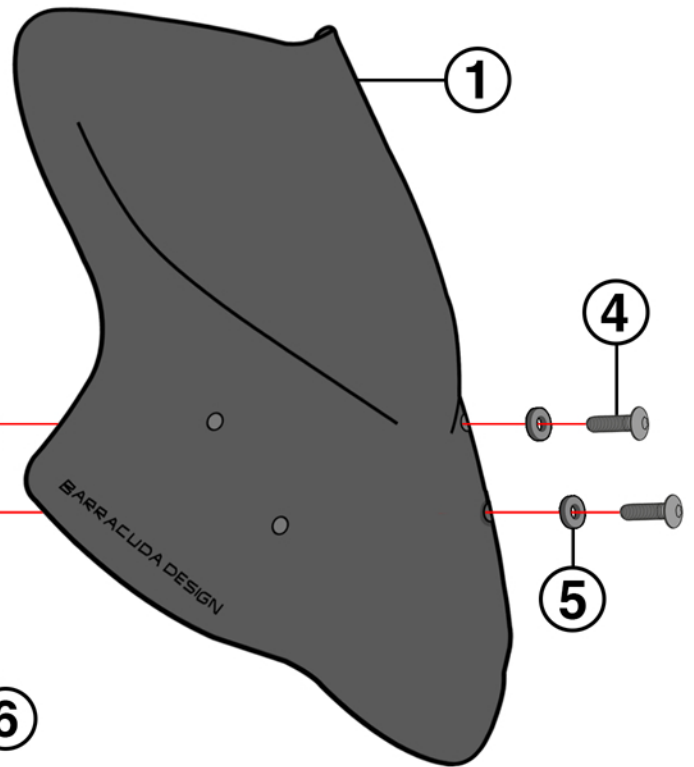
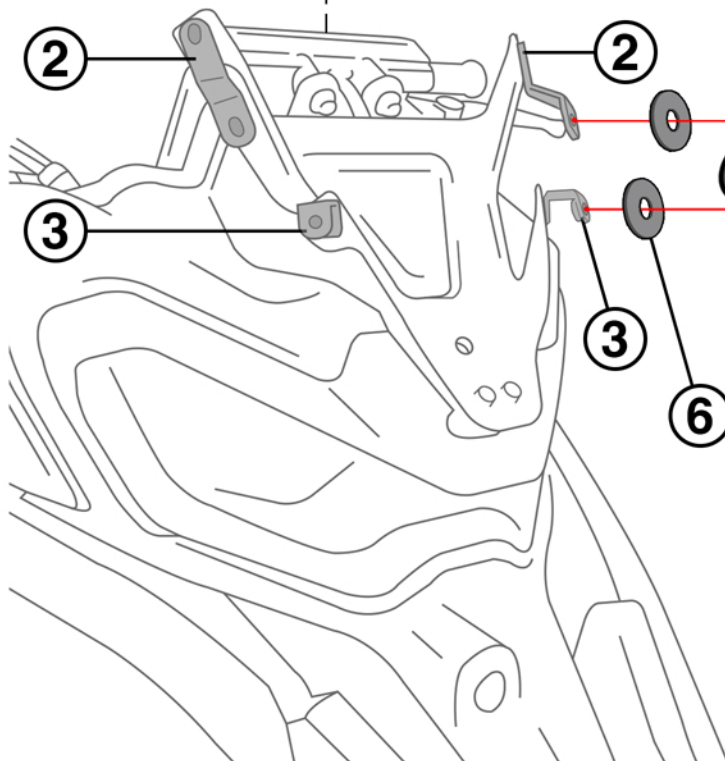
BTK7300

WWW.BARRACUDAMOTO.COM

- | | | |
|--|--|---|
| <p>1. WINDSHIELD
CUPOLINO
PARABRISAS
WINDSCHUTZSCHEIBE
PARE-BRISE</p> <p>2. UPPER SPECIFIC BRACKET
STAFFA SPECIFICA SUPERIORE
SOPORTE SUPERIOR ESPECÍFICO
OBERE SPEZIFISCHE KLAMMER
SUPPORT SUPÉRIEUR SPÉCIFIQUE</p> <p>3. LOWER SPECIFIC BRACKET
STAFFA SPECIFICA INFERIORE
SOPORTE INFERIOR ESPECÍFICO
UNTERE SPEZIFISCHE KLAMMER
SUPPORT INFÉRIEUR SPÉCIFIQUE</p> | <p>4. ALLEN SCREW M5X12
VITE A BRUGOLA M5X12
TORNILLO ALLEN M5X12
INBUSSCHRAUBE M5X12
VIS ALLEN M5X12</p> <p>5. TEFLON WASHERS M5
RONDELLA TEFLON M5
ARANDELAS DE TEFLON M5
TEFLONSCHLEIBE M5
RONDELLE EN TEFLON M5</p> <p>6. RUBBER WASHERS
RONDELLA GOMMA
ARANDELAS DE CAUCHO
GUMMISCHLEIBE
RONDELLE EN CAOUTCHOUC</p> | <p>7. ALLEN SCREW M6X14
VITE A BRUGOLA M6X14
TORNILLO ALLEN M6X14
INBUSSCHRAUBE M6X14
VIS ALLEN M6X14</p> <p>8. NUT Ø6
DADO Ø6
TUERCA Ø6
MUTTER Ø6
ECROU Ø6</p> |
|--|--|---|



ENSURE THAT THE BRACKETS
ARE POSITIONED IN THE RIGHT
DIRECTION FOR CORRECT
ASSEMBLY



REPEAT THIS PROCESS FOR
THE OTHER SIDE